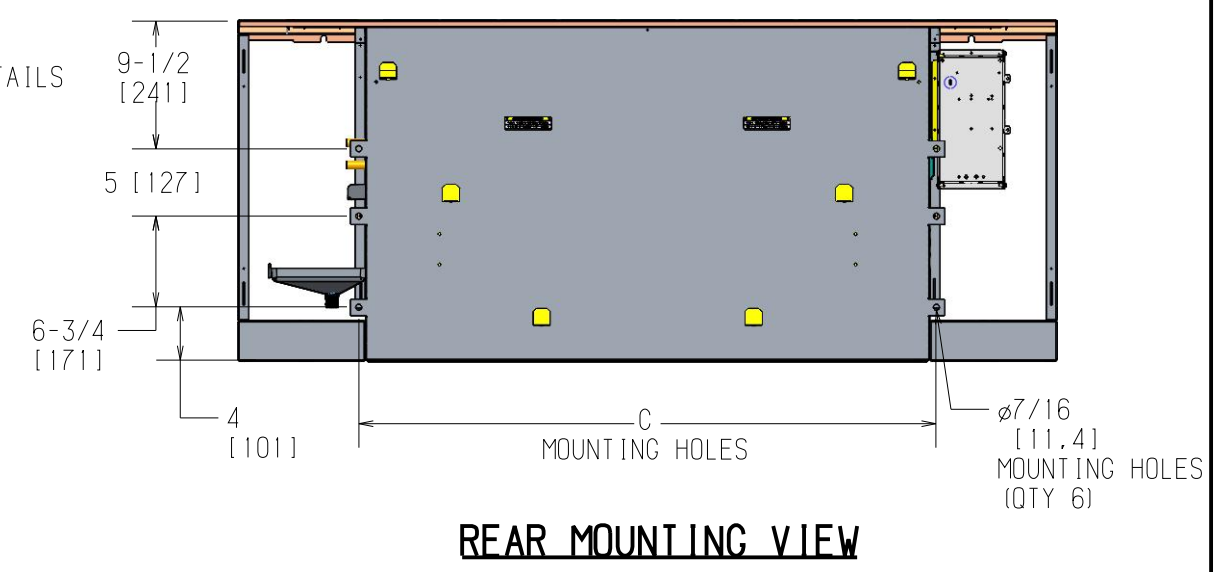
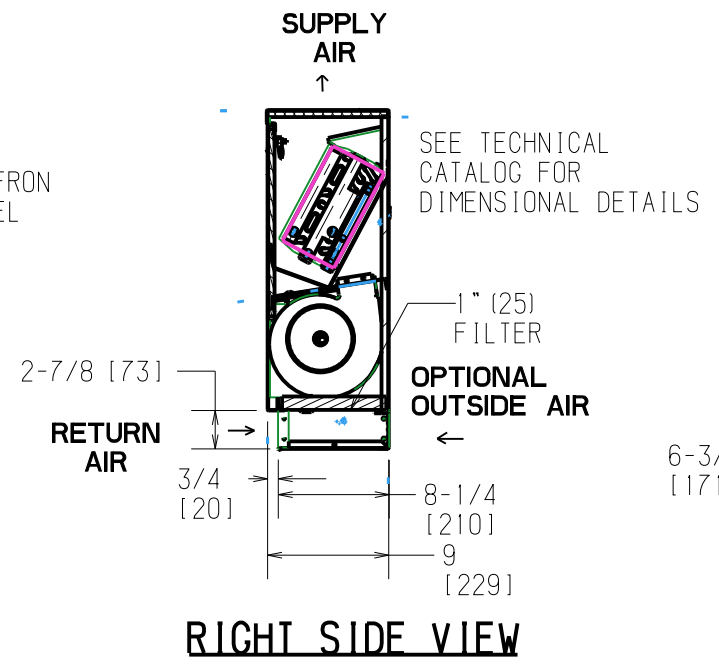
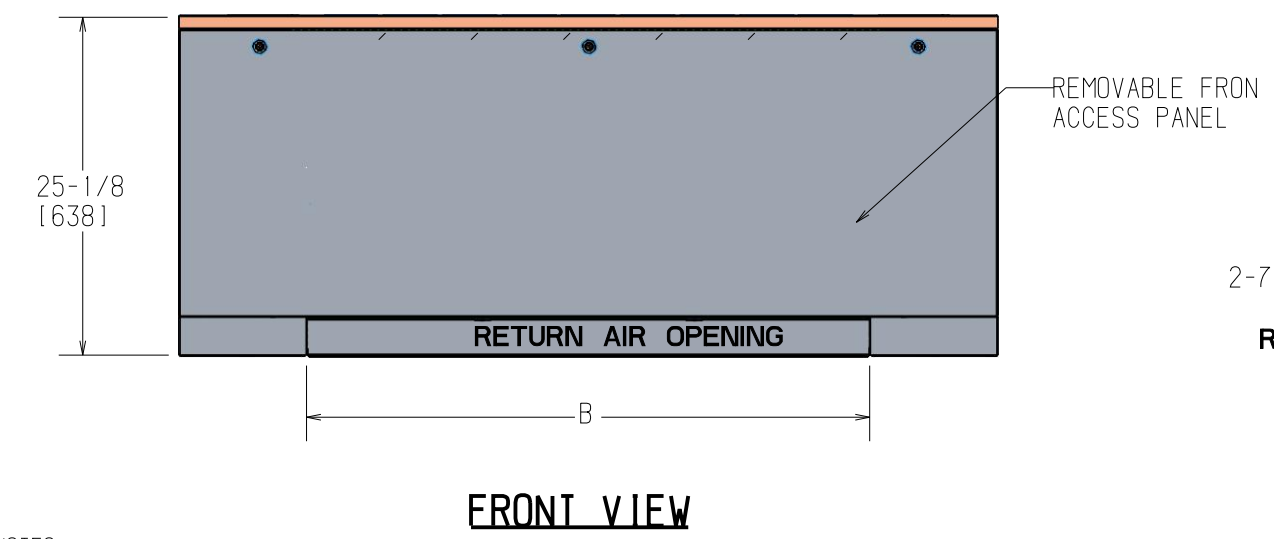
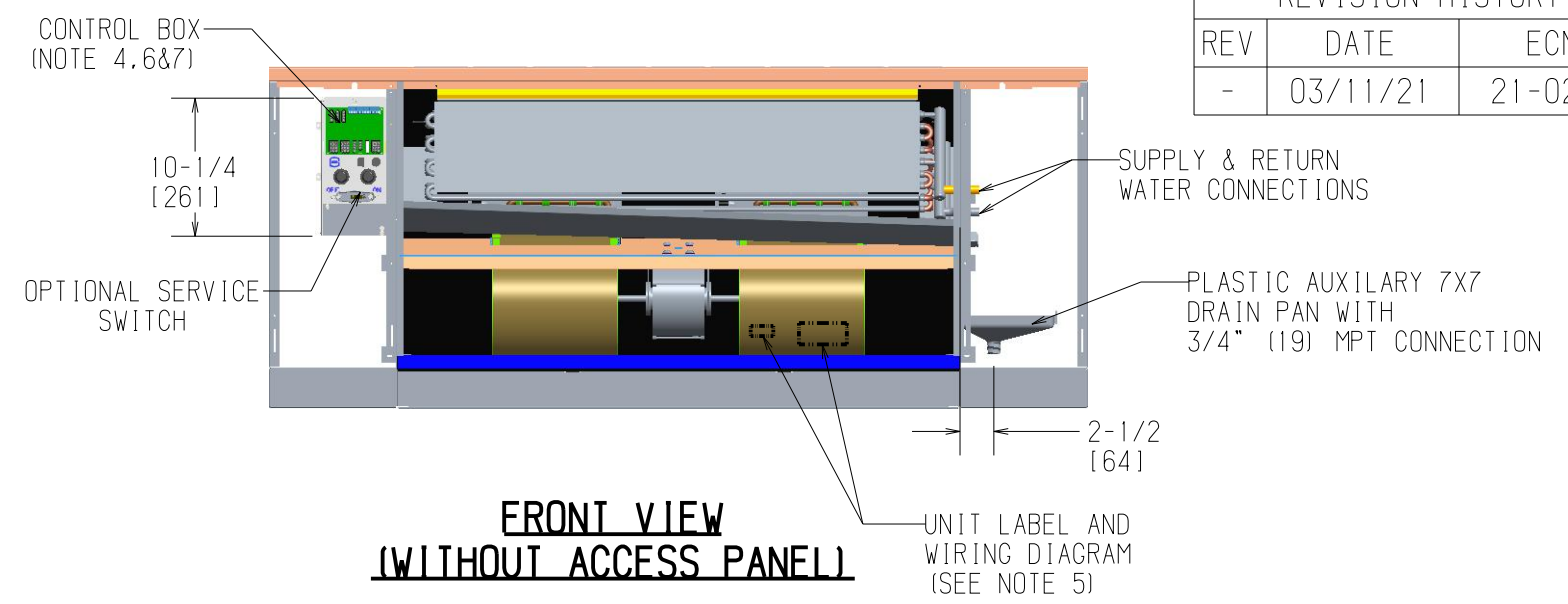
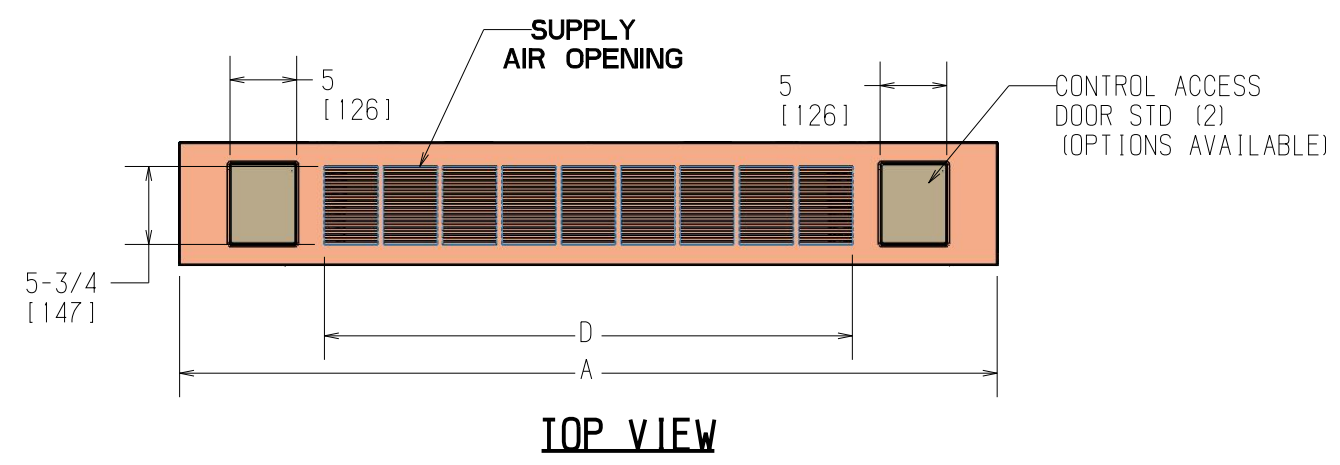


REVISION HISTORY		
REV	DATE	ECN
-	03/11/21	21-0295



- NOTES:
1. RH COIL SHOWN, LH OPPOSITE.
 2. ALL DIMENSIONS ARE +/- .25 (6). DRAWING NOT TO SCALE.
 3. PRODUCT SPECIFICATIONS ARE SUBJECT TO CHANGE WITHOUT NOTICE.
 4. CONTROL BOX SIZE AND POSITION MAY VARY (CONSULT FACTORY)
 5. POSITION MAY VARY.
 6. SERVICE ACCESS IS LOCATED ON THE FRONT OF THE CONTROL BOX.
 7. KNOCKOUTS ON THE BOTTOM AND SIDE OF THE CONTROL BOX FOR INCOMING POWER CONNECTIONS

Unit Model	Dimensions - Inches (Millimeters)				Quantity/Unit	
	A	B	C	D	Blower	Motor
FXC 02	41 (1041)	22 (559)	23 (584)	17-1/4 (438)	1	1
FXC 03	41 (1041)	22 (559)	23 (584)	17-1/4 (438)	1	1
FXC 04	51 (1295)	32 (813)	33 (838)	26 (660)	2	1
FXC 05	51 (1295)	32 (813)	33 (838)	26 (660)	2	1
FXC 06	61 (1549)	42 (1067)	43 (1092)	39 (991)	2	1
FXC 08	63 (1600)	44 (1118)	45 (1143)	39 (991)	2	1
FXC 10	77 (1956)	58 (1473)	59 (1499)	52-1/8 (1324)	4	2
FXC 12	85 (2159)	66 (1676)	67 (1702)	61 (1549)	4	2

TITLE			
VERT CLASSIC CABINET TOP SPLY			
DWC NO			REV
1100-90044332			-
DRAWN	DATE	APPROVED	DATE
J. FUSON	03/20/12	J. GRAVES	03/20/12