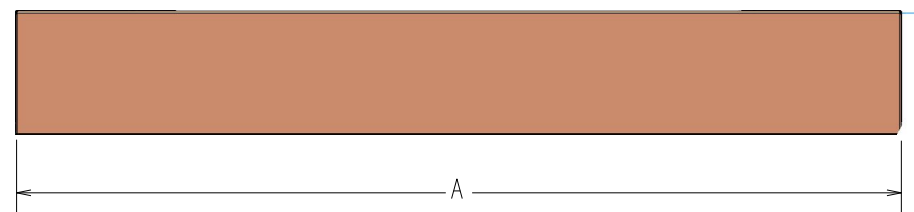
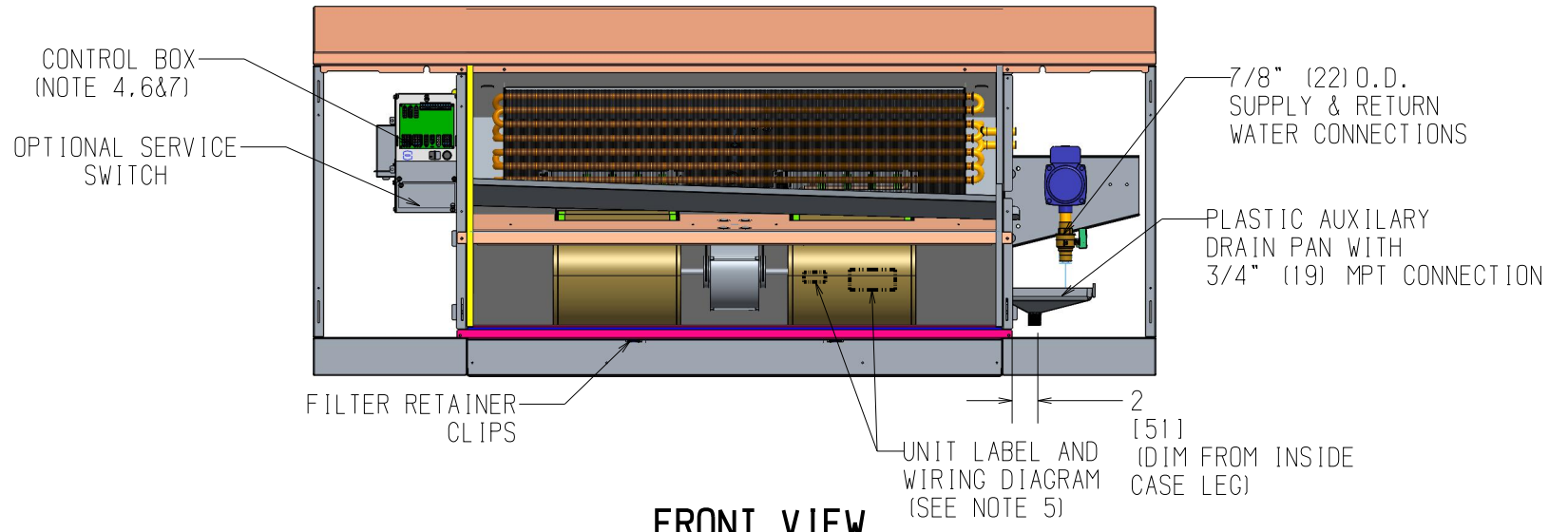


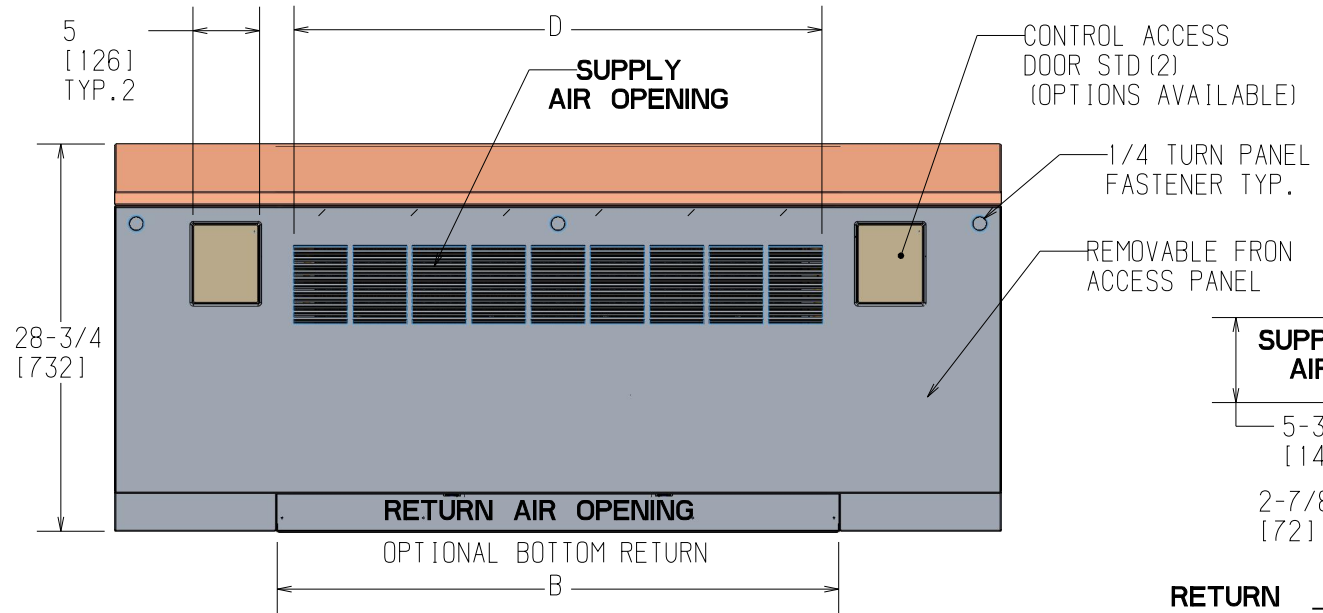
REVISION HISTORY		
REV	DATE	ECN
-	04/14/23	23-0370



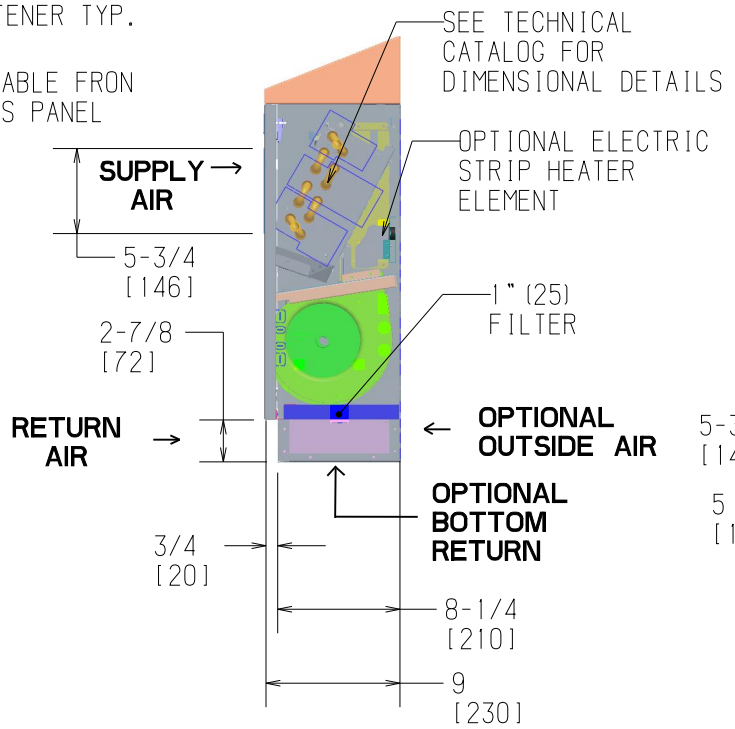
TOP VIEW



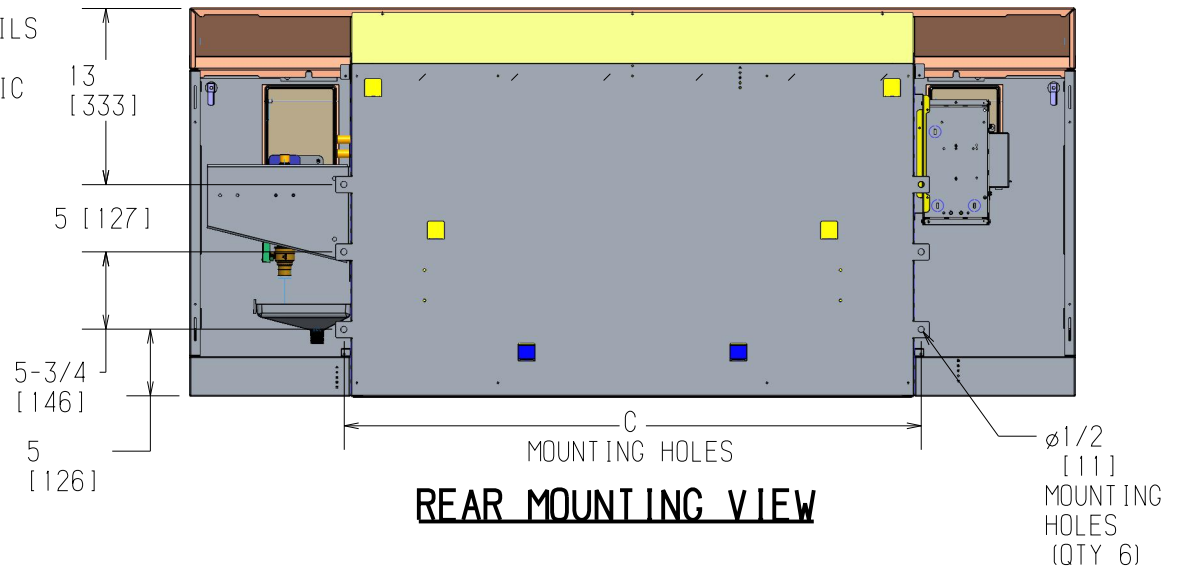
**FRONT VIEW
(WITHOUT ACCESS PANEL)**



FRONT VIEW



RIGHT SIDE VIEW



REAR MOUNTING VIEW

- NOTES:
- 1 RH COIL WITH 2P SHOWN, LH OPPOSITE.
 2. ALL DIMENSIONS ARE +/- .25 (6). DRAWING NOT TO SCALE.
 3. PRODUCT SPECIFICATIONS ARE SUBJECT TO CHANGE WITHOUT NOTICE.
 4. CONTROL BOX SIZE AND POSITION MAY VARY (CONSULT FACTORY)
 5. POSITION MAY VARY.
 6. SERVICE ACCESS IS LOCATED ON THE FRONT OF THE CONTROL BOX.
 7. KNOCKOUTS ON THE BOTTOM AND SIDE OF THE CONTROL BOX FOR INCOMING POWER CONNECTIONS

Unit Model	Dimensions - Inches (Millimeters)				Quantity/Unit	
	A	B	C	D	Blower	Motor
FSF 02	46 (1168)	22 (559)	23 (584)	17-1/4 (438)	1	1
FSF 03	50 (1270)	26 (660)	27 (686)	21-1/2 (546)	1	1
FSF 04	56 (1422)	32 (813)	33 (838)	26 (660)	2	1
FSF 06	66 (1676)	42 (1067)	43 (1092)	39-1/4 (997)	2	1
FSF 08	68 (1727)	44 (1118)	45 (1143)	39-1/4 (997)	2	1
FSF 10	82 (2083)	58 (1473)	59 (1499)	52-1/2 (1334)	4	2
FSF 12	90 (2286)	66 (1676)	67 (1702)	61-1/4 (1556)	4	2

TITLE			
VERT SLOPE CAB FRNT SPLY FSF WITH OPT E-HEAT SHOWN			
DWC NO			REV
1100-90053501			-
DRAWN	DATE	APPROVED	DATE
J. BRADFORD	04/14/23	J. FUSON	04/14/23